



National Marine Manufacturers Association

nmma.org

ECONOMIC SIGNIFICANCE OF RECREATIONAL BOATING IN WASHINGTON

CONGRESSIONAL DISTRICT 6

Number of Recreational Boats*	32,866
Recreational Boating Industry Businesses	234
Total Jobs	3,709
Annual Recreational Boating-Related Spending	\$188.7 MILLION

TOTAL ANNUAL ECONOMIC IMPACT OF RECREATIONAL BOATING:



\$454.0 MILLION



RECREATIONAL BOATS IN WA-6

TOTAL BOATS* ▶ **32,866**

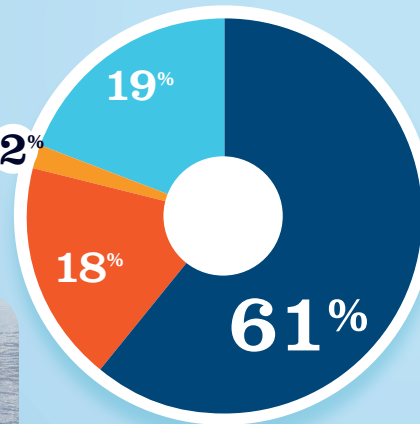
REGISTERED BOATS	32,866
Power boats	27,464
PWCs	2,262
Sailboats	3,039
Other Boats	101
HOUSEHOLDS PER BOAT	8.3



* Total boats are registered boats as reported by states to the USCG.

RECREATIONAL BOATING CREATES JOBS IN WA-6

TOTAL BOATING JOBS	▶ 1,287
Boat Building	244
Motor / Engine Mfgr.	-
Accessory / Supplies Mfgr.	27
Dealers / Wholesalers	233
Boat Services	783

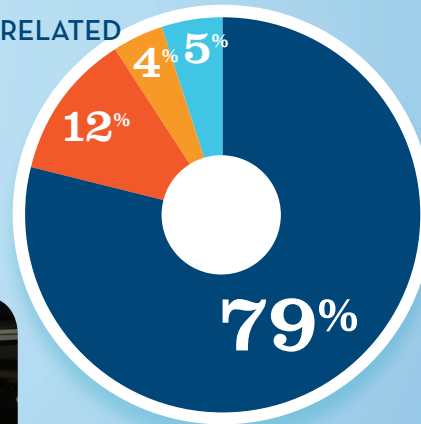


BOAT BUILDING 19%
MOTOR/ENG. MFG. † 2%
ACC./SUPPLIES MFG. 18%
DLRS/WHOLESALERS 18%
BOAT SERVICES 61%
† 0%



RECREATIONAL BOATING-RELATED BUSINESSES IN WA-6

TOTAL BUSINESSES	▶ 234
Boat Building	13
Motor / Engine Mfgr.	-
Accessory / Supplies Mfgr.	9
Dealers / Wholesalers	28
Boat Services	184

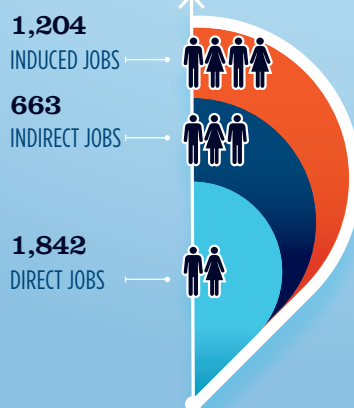


BOAT BUILDING 5%
MOTOR/ENG. MFG. † 4%
ACC./SUPPLIES MFG. 12%
DLRS/WHOLESALERS 12%
BOAT SERVICES 79%
† 0%



ESTIMATED JOBS IMPACT OF RECREATIONAL BOATING-RELATED SPENDING IN WA-6

EST. TOTAL JOBS	▶ 3,709
EST. TOTAL LABOR INCOME	\$153.0 MILLIONS
Est. Direct Income	\$63.8
Est. Indirect Income	\$36.5
Est. Induced Income	\$52.7



RECREATIONAL BOATING INDUSTRY SALES IN WA-6

Boat Building	\$63.0	\$63.0 MILLION
Motor / Engine Mfgr.	\$0.0	\$0.0 MILLION
Accessory / Supplies Mfgr.	\$4.9	\$4.9 MILLION
TOTAL MFG. SALES	▶ \$67.9	
Dealers / Wholesalers	\$113.0	\$113.0 MILLION
Boat Services	\$224.6	\$224.6 MILLION
TOTAL RETAIL & SERVICES SALES	▶ \$337.6	

BOAT BUILDING 63.0%
MOTOR/ENG. MFG. 0.0%
ACC./SUPPLIES MFG. 4.9%
DLRS/WHOLESALERS 113.0%
BOAT SERVICES 224.6%